



**HURFORD'S**



**WOOD  
ELEMENTS**

REFINED ARCHITECTURAL HARDWOOD CLADDING

**BY HURFORD'S**

# Introducing WOOD ELEMENTS...

Welcome, to WOOD ELEMENTS a hardwood cladding solution manufactured by Hurford's, one of the oldest companies in the Australian timber manufacturing business that is still family owned and operated.

WOOD ELEMENTS brings natural style to any exterior surface, whether as an individual feature or an entire façade.

Only the highest quality and naturally durable species are used in the external range of WOOD ELEMENTS. These included the Australian classics Blackbutt, Ironback, Spotted Gum, Tallowwood and Turpentine that are sought after for their strength, durability and style.

All the timber species used for the external use are rated Durability Class 1 under Australian Standard AS 5604 -2005, which give these species the highest possible life expectancy ranking – greater than 40 years

WOOD ELEMENTS is a complete solution for any wall, offering not just the cladding but all the detailed trims required to finish off the project and ensure a watertight result.

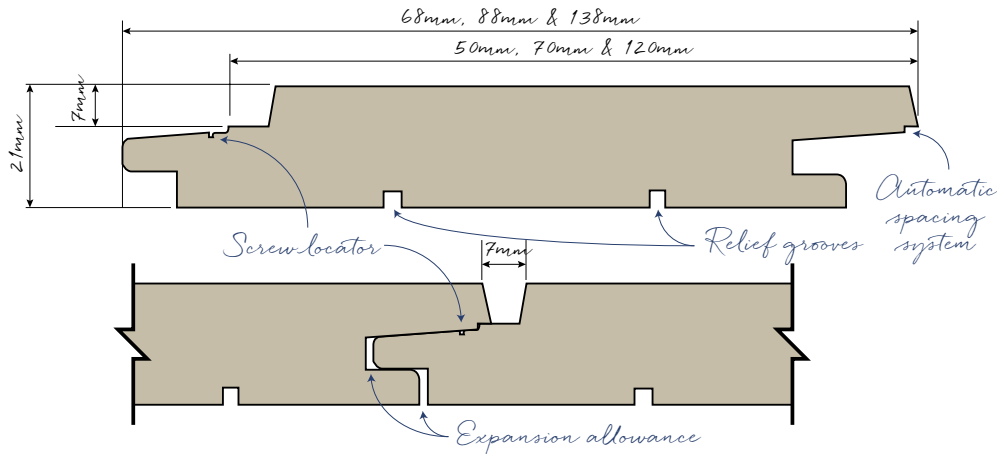
Using our expertise in drying and machining hardwoods and our detailed designs enables us to manufacture not only an incredibly beautiful cladding, but also a precision piece of timber suitable for all the ELEMENTS under the Australian sun.

**NEW** Sawn  
Brushed Face  
Appearance



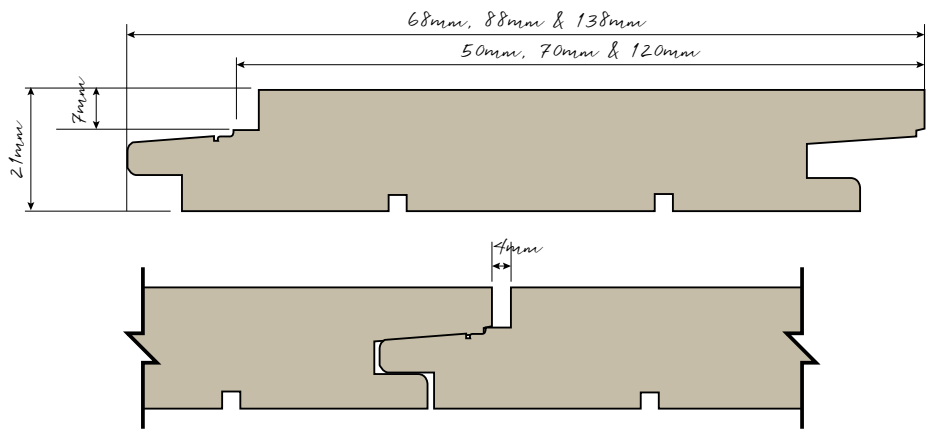
# Designer profiles...

WOOD ELEMENTS profiles collective features include; a straight-line edging process to ensure the cladding is machined to a fine tolerance and is extremely straight; relief grooves which are designed to take the stress out of the cladding, reducing the effect of warping and cupping; a specially designed ridge locator connects with the overlap line providing an effortless straight-line finish, simultaneously controlling the expansion allowance for any timber movement.



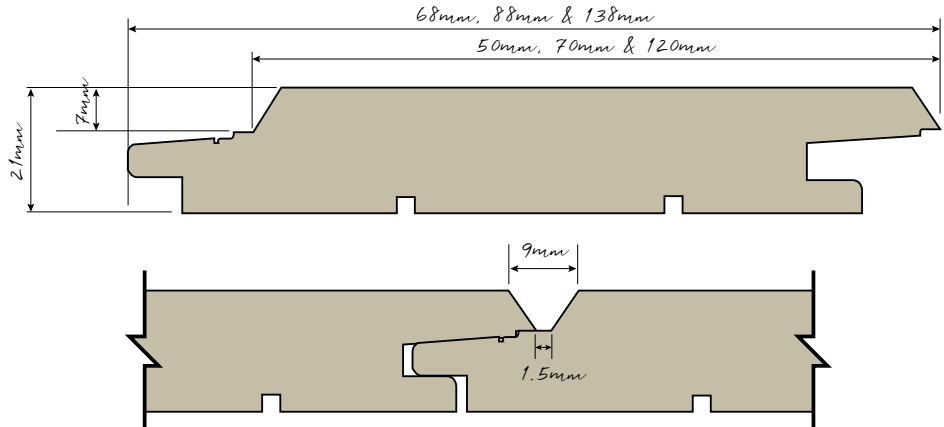
## Coulee

Following a traditional shadowline profile, Coulee is about flow. The contemporary shadowline can be installed in either vertically or horizontally. This open profile enables water to drain away, ensuring a barrier to the wall.



## Flume

With its narrow channel, Flume creates a clean square edged pencil shadowline for crisp definition between each board.



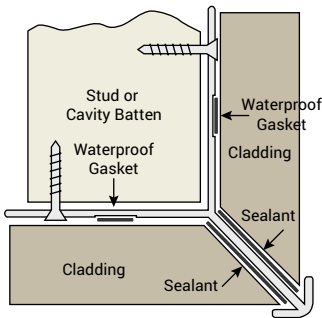
## Ravine

A profile with a deep escarpment creating a distinctive "V" shaped ravine. The deep "V" shadowline will bring sophisticated clean lines to any interior.

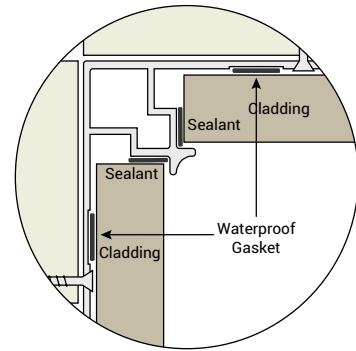
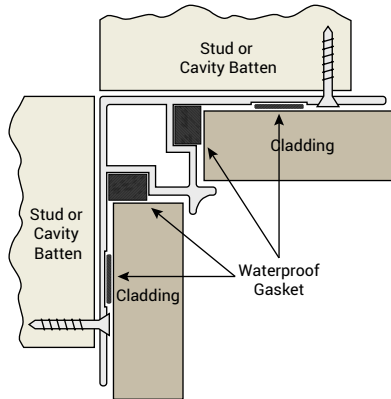
# Designer corner details...

WOOD ELEMENTS trims provide a streamline finish and play an integral part in ensuring a water tight finish. All aluminium trims are factory fitted with waterproof gaskets\*, designed to decrease the on-site sealing process, and delivery of loose materials. Satisfying different design aspects WOOD ELEMENTS trims are available in both traditional matching timber and modern anodised aluminium. A chromate treated aluminium option is also available for powder coating.

## Aluminium External Corner Stop

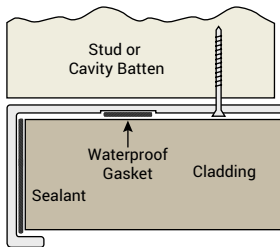


## Aluminium Internal Corner Stop

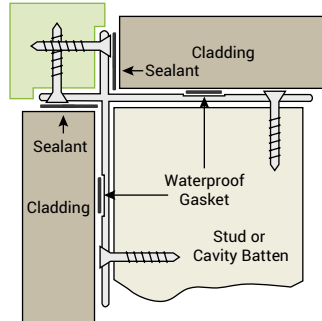


(12 x 10mm inner foam gaskets optional, alternative sealant option)

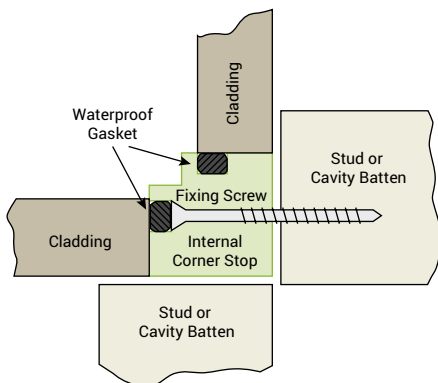
## Aluminium End Stop L



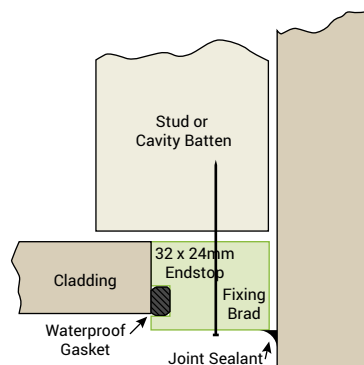
## External Cross With Timber Corner




## Timber Internal Corner Stop



## Timber End Stop



\* 9mm x 1.6mm gaskets are factory fitted. Additional foam gaskets, to form second moisture barrier, are available in rolls for on-site installation, or alternative sealant method can be implemented.



# Size & species...


<b>Sizes</b>	68 x 21mm	88 x 21mm	138 x 21mm
<b>Cover</b>	50mm	70mm	120mm



## Blackbutt – *Eucalyptus pilularis*

Blackbutt is a species that grows in abundance in the coastal forests in New South Wales and Southern Queensland. The common name is derived from the distinctive black, charcoal look that is only on the base of the trunk. The timber is renowned for both its strength and versatility of application. Blackbutt is a straight grained timber, with a warm nutty hue which will compliment a range of designs where a lighter neutral palette is required.


Dry Density	900kg/m <sup>3</sup>
Modulus of rupture	144 MPa
Natural Durability	Class 1
Bush Fire Rated / BAL	Yes / 29



## Ironbark – *Eucalyptus paniculata*, *Eucalyptus drepanophylla*

Ironbark offers a large variety of colour from dark chocolate to nutty honey with some dark reddish brown. Ironbark has an interesting tight cathedral grain pattern. Recognised as one of the hardest and most durable hardwoods available in the world, Ironbark is an extremely hardwearing timber that makes it perfect for external or internal applications.

Dry Density	1120kg/m <sup>3</sup>
Modulus of rupture	181 MPa
Natural Durability	Class 1
Bush Fire Rated / BAL	Yes / 29*



## Spotted Gum – *Corymbia maculate*, *Corymbia citriodora*

Spotted gum is a large native hardwood that is grown in a variety of forest types along the NSW coastal strip into Queensland. The word “spotted” refers to large spot like features that form on the tree as it sheds its bark in strips.

Spotted Gum is a rich individual timber, desired by architects and designers the world over, particularly for its striking backsawn grain structure, attractive fiddleback and vibrant colour palette.

Dry Density	950kg/m <sup>3</sup>
Modulus of rupture	150 MPa
Natural Durability	Class 1
Bush Fire Rated / BAL	Yes / 29



## Tallowood - *Eucalyptus microcorys*

Tallowood has long held a majestic presence in Australia, with its golden honey toning, its exceptional durability and its interesting grain features. Sought by Designers and Architects Tallowood offers an elegant neutral toned palette, with no compromise on density or durability.

Dry Density	990kg/m <sup>3</sup>
Modulus of rupture	137 MPa
Natural Durability	Class 1
Bush Fire Rated / BAL	Yes / 19



## Turpentine - *Syncarpia glomulifera*

Turpentine is a large hardwood that grows in the rich lush soils of the north east coast of Australia between Sydney and Cairns. With its beautiful deep chocolate reddish brown colouring, Turpentine matches well with modern elegant spaces. Turpentine has an even texture with a very tight interlocking grain.

Dry Density	945kg/m <sup>3</sup>
Modulus of rupture	136 MPa
Natural Durability	Class 1
Bush Fire Rated / BAL	Yes / 29

\* Red Ironbark

# Design elements & fixings

Extreme care has been taken in all aspects of WOOD ELEMENTS Refined Architectural Hardwood Cladding. From the environment to milling and drying, to the profile and trim design features, the species selection, right down to the finishes and accessories. Each element plays an important role in the performance of the cladding system.

## DOUBLE DRIED TECHNOLOGY

All the timber used to manufacture WOOD ELEMENTS is air dried for up to 12 months to bring the moisture content down to “fibre” saturation. From this point the timber is kiln dried using double drying technology, developed by Hurfords to ensure significant added stability. This produces a finished product with a very narrow moisture variation.

## STRAIGHT-LINE DRESSED

When timber is milled and dried it builds stress and force, which translates into spring and bow. Steps can be taken during this process to limit the amount of bend in a board, but it can't be totally eliminated at this stage. Hurfords uses a process to straighten the boards post drying to ensure the boards are straight and stay straight. This ensures that WOOD ELEMENTS can be easily installed and all shadowlines remain as they have been designed – straight.

## AUTOMATIC SPACING SYSTEM

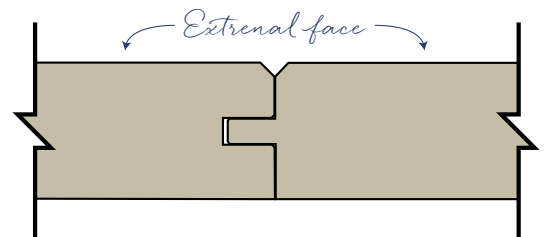
The Automatic Spacing System allows expansion to be placed between the boards, which is automatic and doesn't require any special tools or spacers to get right. The specially designed ridge locator controls the expansion allowance and in addition helps with concealing the cladding screw if the boards were to lose moisture. The expansion is designed to take out any stress caused if the boards absorb or lose moisture.

## MOISTURE BARRIER SYSTEM

WOOD ELEMENTS aluminium trims feature a factory fitted seal, the foam gaskets compress and expand with timber movement, an extra safeguard against the Australian storm season. Factory fitted gaskets aid in decreasing the on-site sealing process. WOOD ELEMENTS Moisture Barrier System does not eliminate the need for good building practice and meeting the Building Code of Australia.

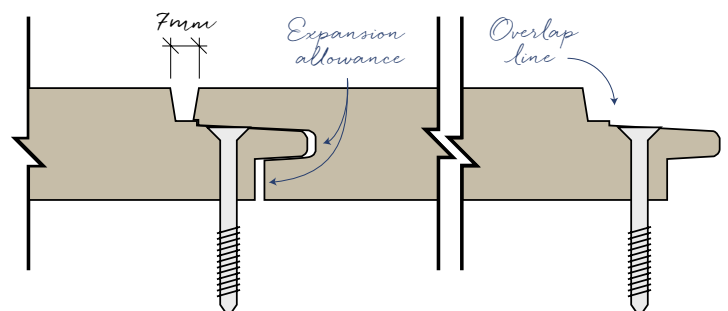
## END MATCH

Utilising a specially developed end match system for external use WOOD ELEMENTS end-match profile has a micro bevel edge designed to encourage water to drain away from the joint. End matching the product means the boards can be fixed mid stud or cavity batten, eliminating the need to dock and create volumes of waste, saving up to 10% of the product that previously would have been thrown away. Not only does this save costs, it's a better for our environment with less resource being used.



## Coulee

WOOD ELEMENTS is a cladding that has been designed with concealed fixing in mind. Using WURTH ASSY®PLUS A2 DECKING CONSTRUCTION SCREW 0166115550 along the pre machined “screw location” line enables the board to slip over the secured row quickly and easily, creating a clear face finish.



# Design points

WOOD ELEMENTS is a natural product, a renewable resource, providing an environmental advantage over common building materials. Timber will only perform within the limits of its natural properties, when specifying, it's critical that the characteristics and properties of the timber are considered and determine how they will respond to the environment they are placed in.

WOOD ELEMENTS Australian Hardwoods are ideal for external cladding being naturally fire resistant and naturally durable.

## Timber Movement

Timber is a hygroscopic product, which means that it will absorb or lose moisture depending on the environment it is placed in. When timber is placed in a high humidity (moist) environment it absorbs moisture and expands, oppositely when timber is placed in a low humidity (dry) environment it sheds moisture and shrinks. Although all Wood Element products are kiln dried it is important that local conditions are taken into account when planning.

Consider the level of sun exposure, wind, rainfall and humidity in the area. Identify any possibilities of extreme conditions and alter the designs to suit. Allowances made at design stage can avoid potential problems later on. Our cladding profiles allow for 2.5mm expansion and 7mm contraction which is sufficient for normal conditions.

## Leaching

Leaching of tannins occur when timber is exposed to rain which may cause staining on surfaces in contact with the cladding. Directing water runoff, preparing timber prior to installation and maintaining the finish will help reduce any potential leaching.

## Water Proofing

At design stage it's important to detect any potential water traps or ventilation issues that will increase the chances of the cladding being affected by moisture. WOOD ELEMENTS cladding profile and trim designs provide water diversions to decrease the chance of any sitting water, although, the Moisture Barrier System does not eliminate the need for good building practice and meeting the Building Code

of Australia. An appropriate waterproof flashing needs to be installed to ensure the installation is watertight.

## Bush Fire Attack Level

In many parts of Australia, the construction of new buildings and additions to existing buildings will be assessed as being in a Bushfire Prone Area. The relevant Australian Standard AS 3959 provides for a range of Bushfire Attack Levels (BAL) for proposed construction.<sup>^</sup> WOOD ELEMENTS range of Australian Native species are classified as naturally bush fire resistant, making them ideal for bush fire prone areas.

## Finishing Options

Hurford's Pre-oiling Option – 1 coat of Intergrain® Industrial Universal Timber Oil is applied to WOOD ELEMENTS prior to delivery. This option eliminates the onsite pre-oiling process and costs.

Intergrain® Industrial Universal Timber Oil can be overcoated with most oil based or water based finishes.

TIP: During timber installation, touch up any cut-ends with your chosen finish.

Following installation and within a 12 week time frame, apply 1 coat of your chosen oil based or water based finish. Do not apply a mineral oil based finish.

For long term protection:

1. Conduct regular maintenance inspections to ensure your coating is still repelling water and the finish is in sound condition.
2. If maintenance is required, thoroughly scrub with Intergrain® UltraPrep™ Timber Cleaner and apply a fresh coat.

Stains and Paints - Transforming the timbers colour can be achieved by using a stain or paint to finish. The finish system will need to cater for any possible dimensional changes in the timber, Hurford's recommends seeking the manufactures advice before application.

Clear film - Unpigmented finishes including clean film finishes tend to have a limited life when exposed to UV-light. Unless strictly maintained, film finishes can be susceptible to trapping moisture, peeling and greying faster.

No finish – Any timber left uncoated and exposed to the direct or indirect sunlight will inevitably weather and fade/grey off. The rate is generally slow, though the life of the cladding may not be as long compared a finished and maintained façade.

It's important to know that variations in colour and feature are normal. It's the variation that gives timber its natural beauty and appeal.

<sup>^</sup> Read more  
[www.as3959.com.au](http://www.as3959.com.au)



# Maintenance

Considerations at design stage regarding the accessibility, positioning and finish should be discussed between the client and builder. The expected outcome will determine the level of maintenance required.

Australia has the highest UV rating, causing any timber left uncoated to turn a weathered silvery grey. This is due to the UV rays slowly degrading the surface and cellulose fibres in the timber, which in turn changes the natural colour.

The extent of maintenance can depend on two main points;

1. The type of finish that's applied - All external coatings need to be applied and maintained in accordance with the manufacturer's recommendations.
2. The amount of additional protection the façade has from the weather including the degree of sun exposure - Extra protection can include wide eaves, soffits, avoiding water traps, utilise balconies/ covered space or even glass panelling installed in front of the cladding.

For a minimal maintenance option, consider allowing WOOD ELEMENTS to weather naturally. Greying affects the surface of the timber, if a change in appearance is decided WOOD ELEMENTS can be rejuvenated and finished to the new desired effect. An extensive process may be required to prepare the surface for rejuvenating and finishing, depending on the degree in breakdown of the surface fibres.

WOOD ELEMENTS requires no structural maintenance once installed correctly.






# Architectural specification

## Architectural Specification

<b>PRODUCT NAME</b>	<b>WOOD ELEMENTS CLADDING</b>
Profile Name:	Coulee, Flume & Ravine
Species:	Blackbutt, Ironbark, Spotted Gum, Tallowood & Turpentine
Appearance:	Dressed Face or Sawn Brushed Face
Size:	68mm, 88mm or 138mm x 21mm
Length:	Random
Grade:	Standard & Better
Moisture Content:	Per AS2796.1
Fixing:	WURTH ASSY®PLUS A2 DECKING CONSTRUCTION SCREW 0166115550 Available to purchase from Hurford's
Joining:	End Matched, Micro Bevel
Trim - External Corner:	1. Aluminium with fitted moisture proof gasket. 2. Wood with moisture proof gasket.
Trim - Internal Corner:	1. Aluminium with fitted moisture proof gasket. 2. Wood with moisture proof gasket.
Trim - End Stop:	1. Aluminium with fitted moisture proof gasket. 2. Wood with moisture proof gasket.
Pre-Oil Option:	Intergrain® Industrial Universal Timber Oil.





# WOOD ELEMENTS

REFINED ARCHITECTURAL HARDWOOD CLADDING

BY HURFORD'S

Manufactured By:



## HURFORD'S

Distributor Details:

### QLD

400 Stapylton-Jacobs Well Road  
Stapylton QLD 4207  
PO Box 2270 Beenleigh QLD 4207  
Phone: (07) 3442 6300  
Fax: (07) 3442 6396  
Email: salesqld@hurfordwholesale.com.au

### NSW & ACT

Unit 6, 34-38 Anzac Avenue  
Smeaton Grange NSW 2567  
Phone: (02) 4646 1406  
Fax: (02) 4646 1649  
Email: salesnsw@hurfordwholesale.com.au

### VIC & TAS

47-57 Wedgewood Road  
Hallam VIC 3803  
Phone: (03) 8794 3300  
Fax: (03) 8794 3398  
Email: salesvic@hurfordwholesale.com.au

### SA & NT

7-9 Acorn Road  
Camden Park SA 5038  
Phone: (08) 8376 6694  
Fax: (08) 8376 8270  
Email: salessa@hurfordwholesale.com.au

### WA

2-5 Carbonate Road  
Wangara WA 6065  
Phone: 0448 132 955  
Email: saleswa@hurfordwholesale.com.au

### Follow Us On

